

BAYLOR

UNIVERSITY

IRT Series

Vol. 17-18, No. 078

April 04, 2018

Senior Survey, Spring 2018

Background

Student-centered, data-driven decision-making has become embedded in the ethos at Baylor University. One of the means of supporting this ethos is a commitment to soliciting input from students in a manner that enables the institution's decision-makers to evaluate and improve the effectiveness of curricular and co-curricular programs. As part of this process, the *Senior Survey* is administered to all senior students in their Spring semester every three years. A total of 2,424 students who applied for graduation in Spring 2018 were invited to complete the survey. Of this total, 905 responded for a response rate of 37.3%.

Results

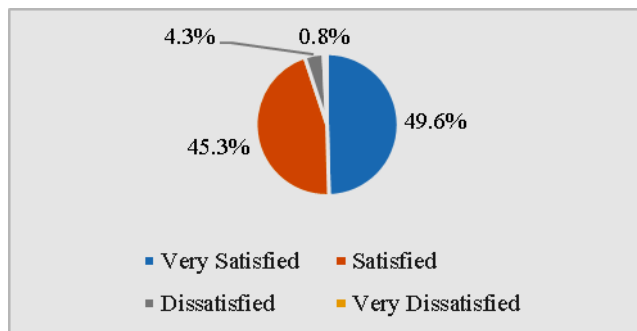
General Findings

- **Respondents expressed a great deal of satisfaction with** overall quality of instruction, level of intellectual excitement on campus, opportunities to participate in extracurricular activities, opportunities for personal growth and development, out of class availability of faculty, quality of instruction in their primary major course, and availability of academic support and assistance.
- **Areas where respondents expressed there was room for improvement (more than 25% of respondents said *dissatisfied or very dissatisfied*) included** opportunities to interact with people from different racial or socioeconomic backgrounds, degree of ethnic racial/diversity of the campus, climate for ethnic/racial minority students on campus, opportunities to participate in research with a faculty member, and course availability.

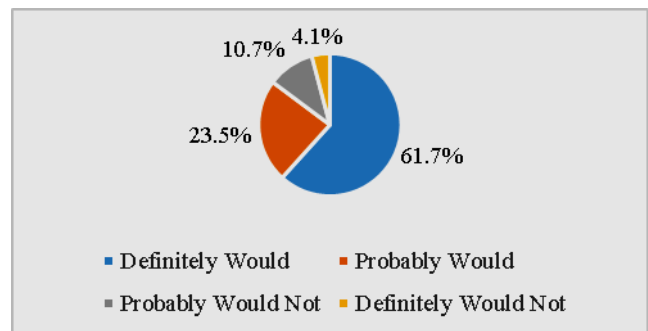
Overall Satisfaction

- The majority of respondents (**94.9%, $n = 859$**) indicated that they were satisfied with their undergraduate experience.

Overall, how satisfied are you with your undergraduate education?

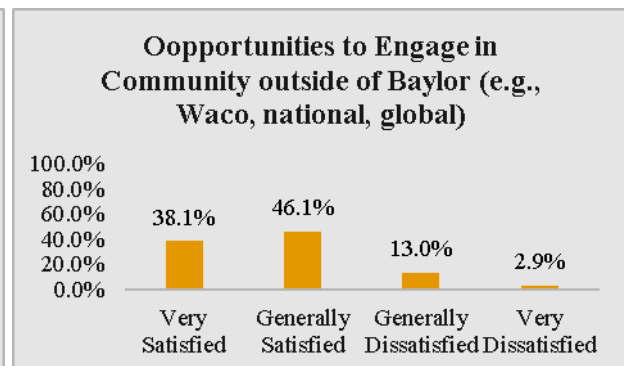
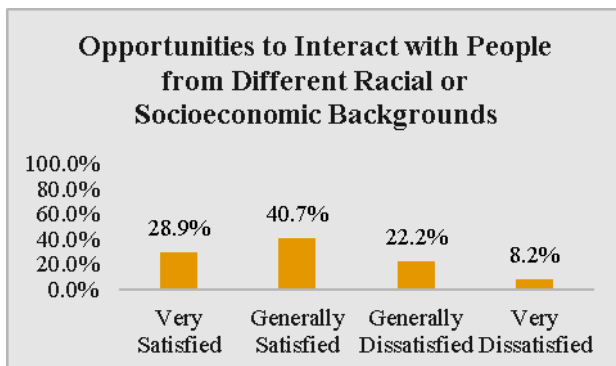
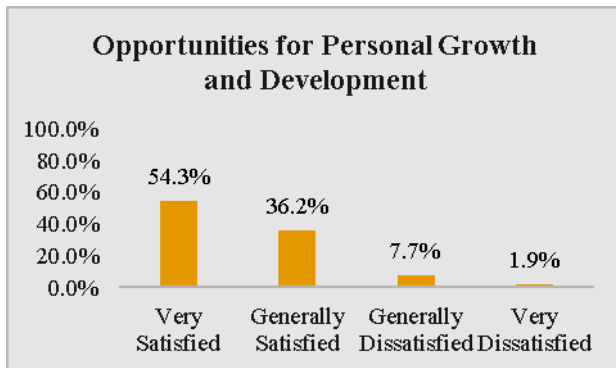
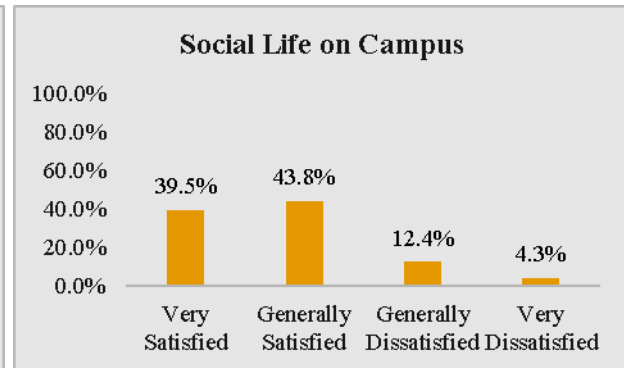
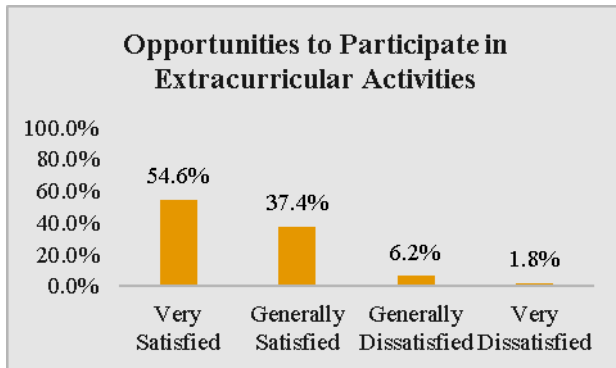
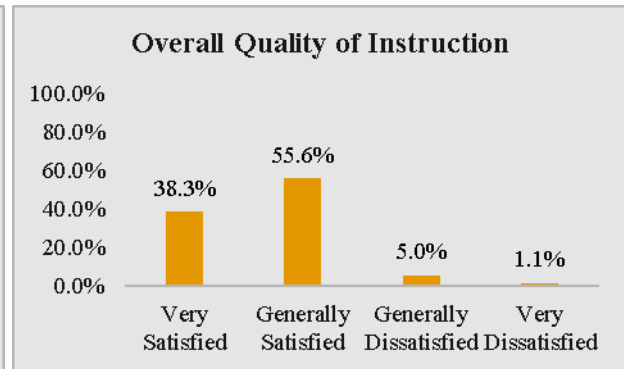
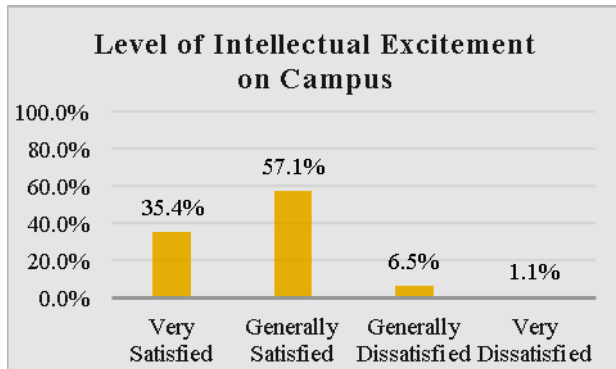


Would you encourage a high school senior who resembles you when you were a high school senior (same background, ability, interests, and temperament) to attend Baylor?




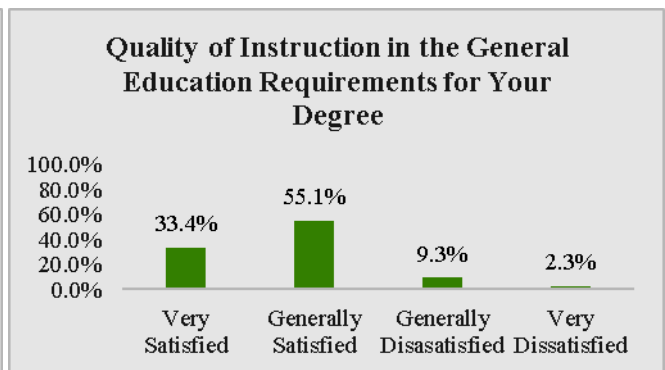
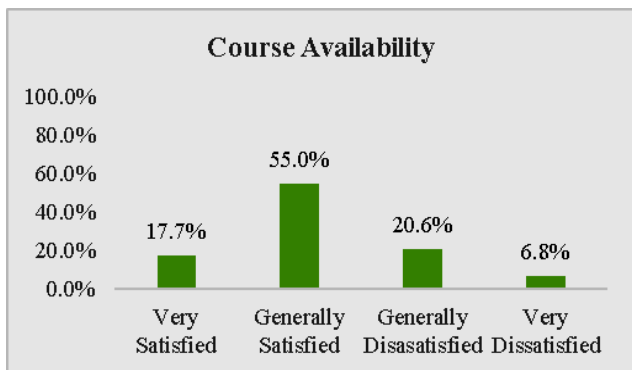
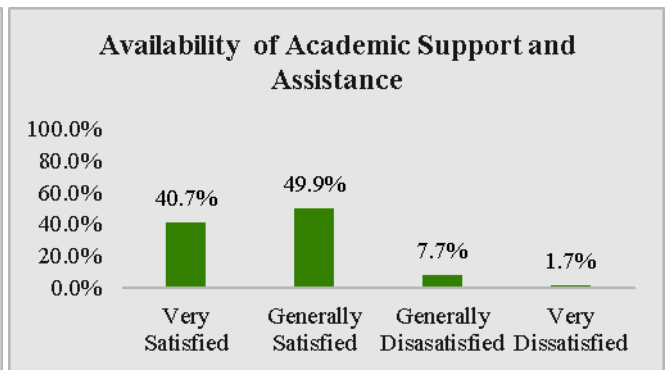
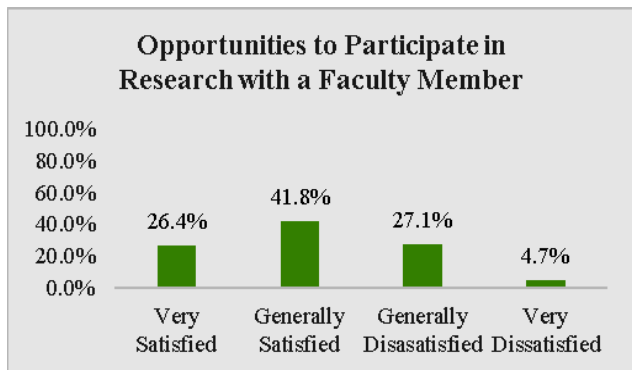
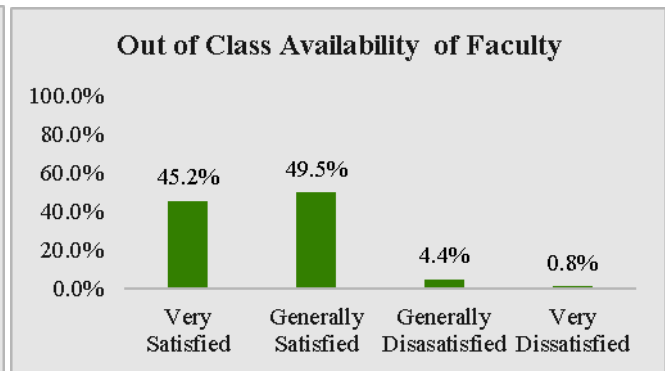
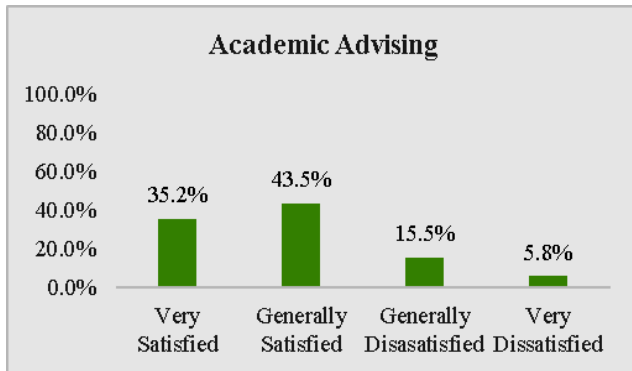
Satisfaction with Undergraduate Experience

- When asked to indicate their level of satisfaction with specific areas of their undergraduate experience, the following results were obtained:



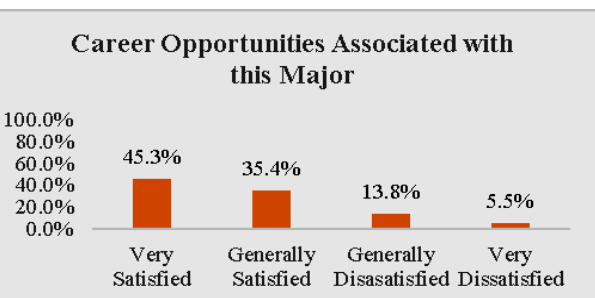
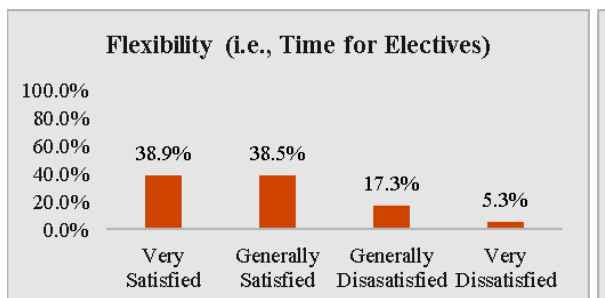
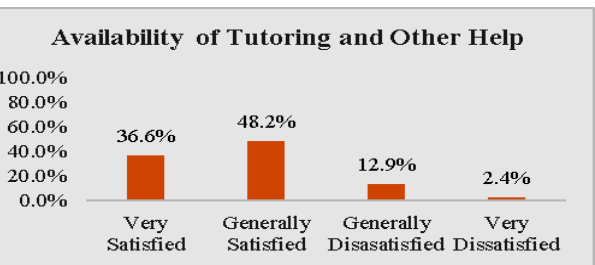
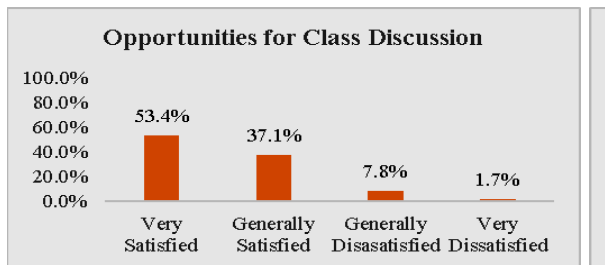
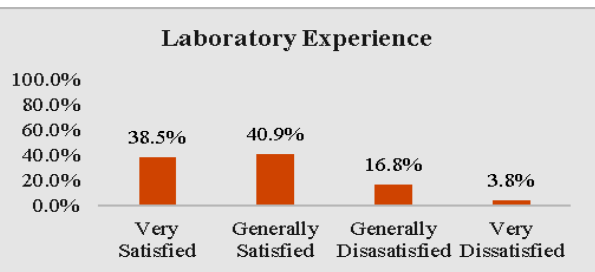
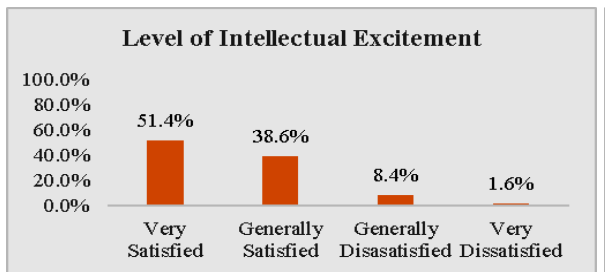
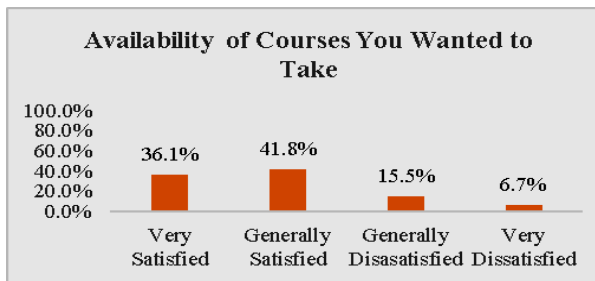
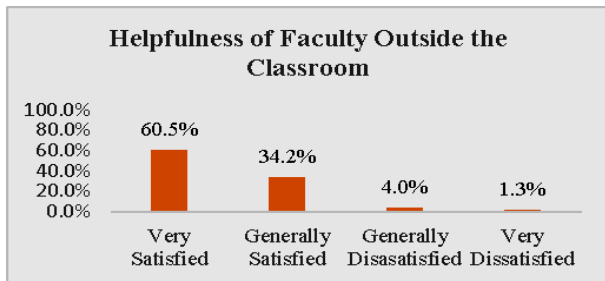
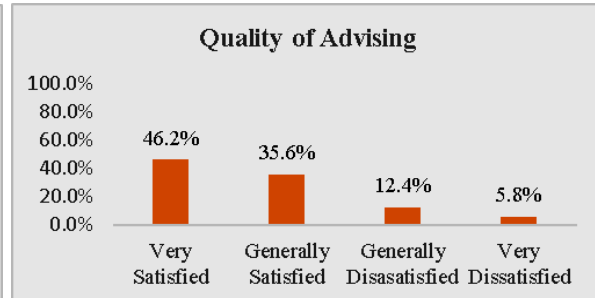
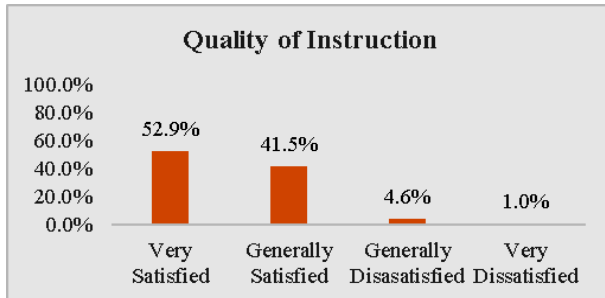
Satisfaction with Academic Experience

- When asked to indicate their levels of satisfaction with specific areas of their academic experience, the following results were obtained:



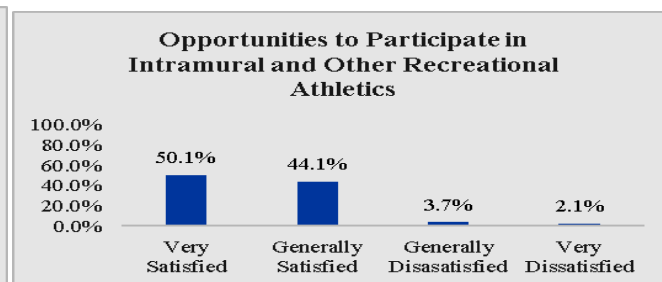
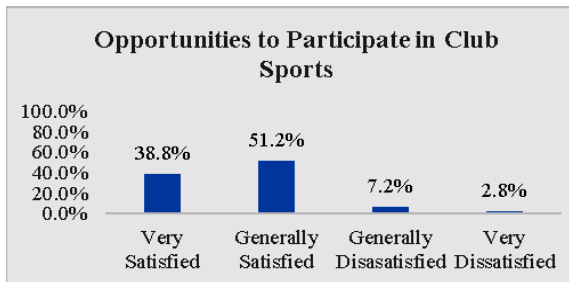
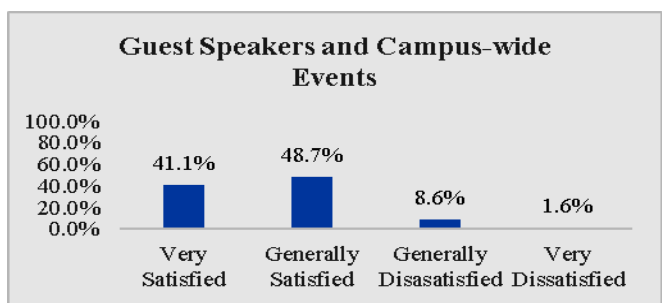
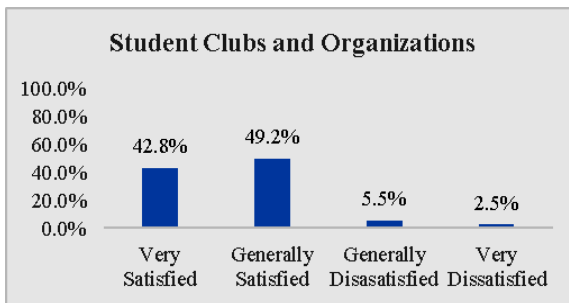
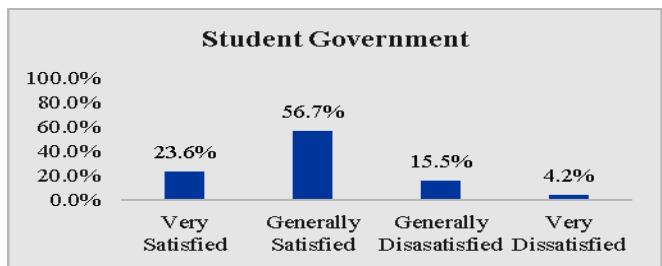
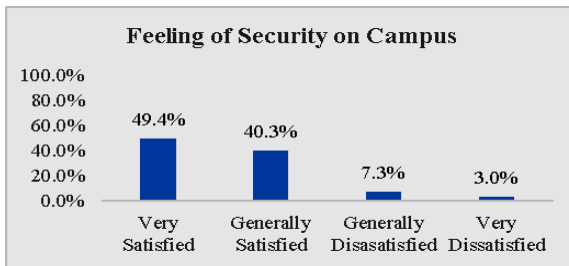
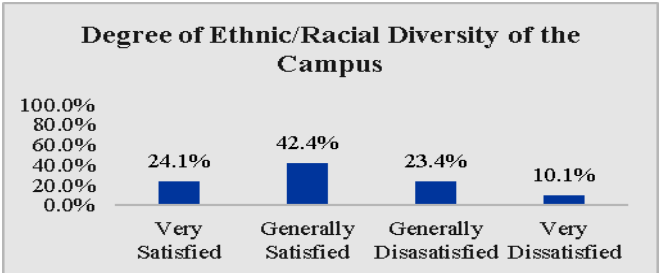
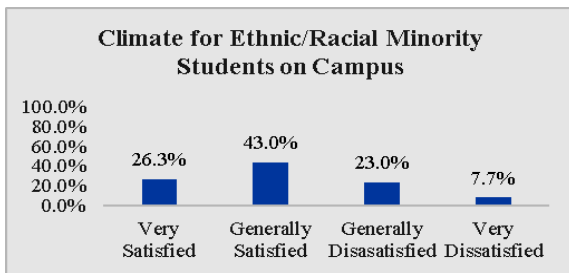
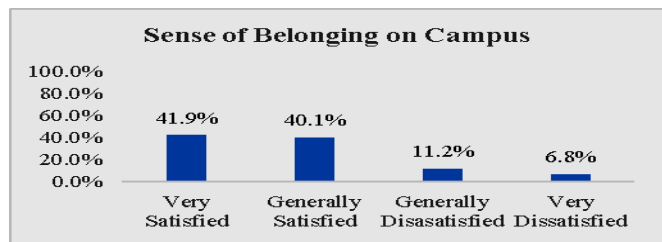
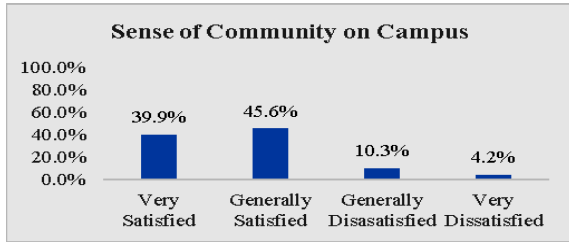
Satisfaction with Major

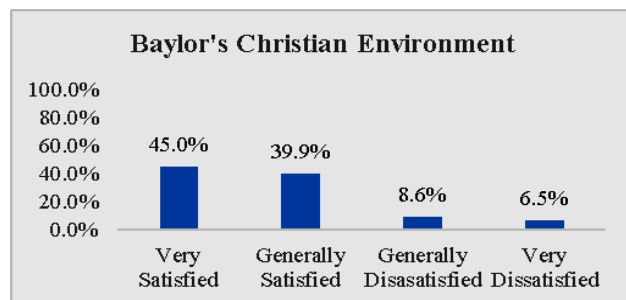
- The majority of the sample (93.8%) was satisfied with their major. Majors were only included in this analysis if n was equal to or greater than 5. When asked to indicate their levels of satisfaction with certain aspects of their major the following results were obtained:



Satisfaction with Quality of Campus Life

- When asked to indicate their level of satisfaction with specific areas of campus life, the following results were obtained:



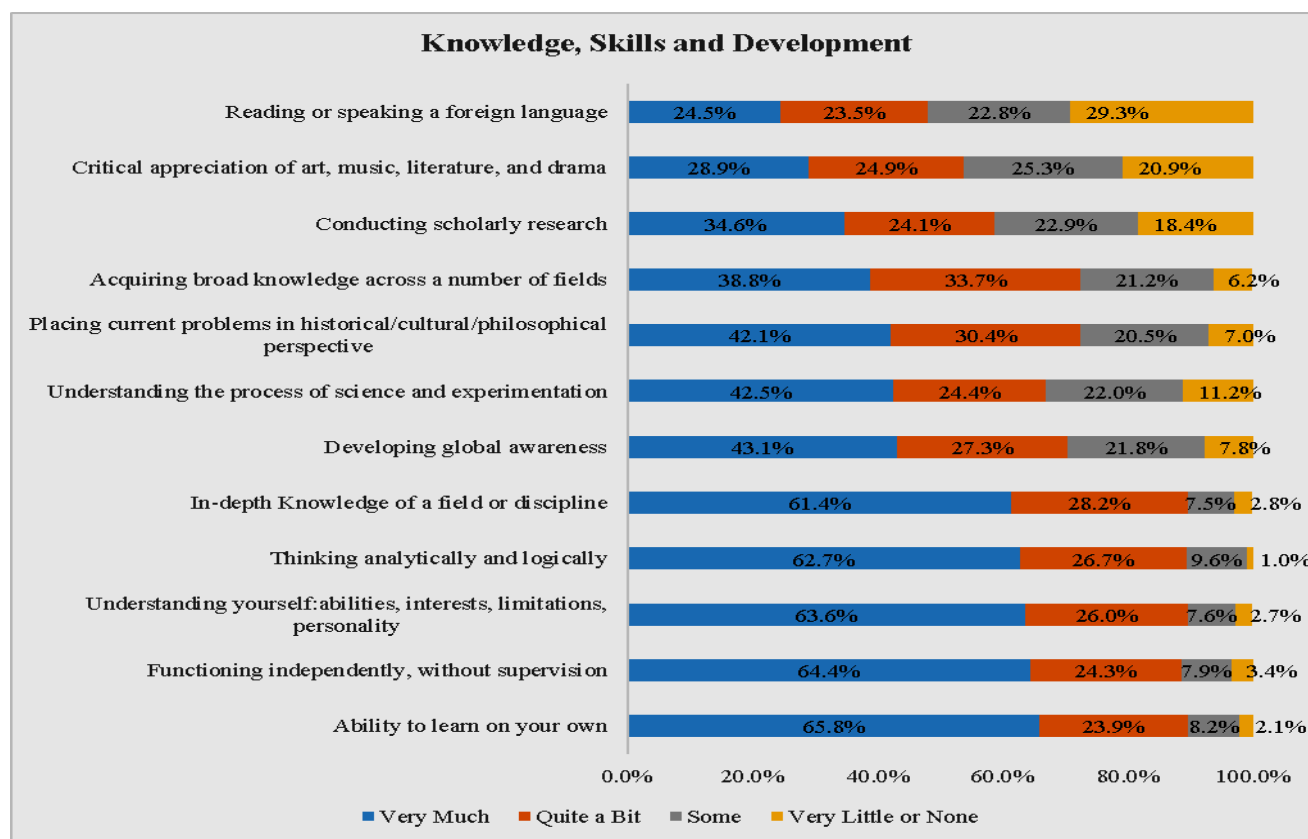


Satisfaction with Quality of Campus Services and Facilities

- The majority of the respondents were satisfied with the different areas of campus services and facilities. Areas with **90% and above** satisfaction included:
 - Computer resources and support (94.6%, n = 669)**
 - Library facilities and resources (93.7%, n = 681)**
 - Laboratory facilities and equipment (91.3%, n = 570)**
 - Athletic and recreational facilities (91.0%, n = 624)**

What They Have Learned

- Respondents were asked to evaluate how much they have learned in 32 areas relating to their knowledge, skills and development. They responded on a four-point likert scale ranging from 1- *very little or none* to 4 - *very much*. Items to which 85% and above said *very much/quite a bit* are included as well as items to which more than 25% said *some/very little or none*.



Paying for College

- Respondents were asked a number of questions to ascertain how they financed their education at Baylor University. Results revealed that:
 - **85.7%** ($n = 591$) **received financial aid from Baylor**
 - **27.6%** ($n = 189$) **received a Pell grant.**
 - **44.1%** ($n = 303$) **indicated that they had no loans**
 - **14.3%** ($n = 98$) **borrowed more than \$60,000.00.**
 - Of the respondents who indicated that they had borrowed above \$60,000.00, **the highest estimated indebtedness was \$220,000.00.**
 - **28.4%** ($n = 195$) **indicated that their parents or family will help them to pay off loans**
 - **40.4%** ($n = 277$) **agreed that they will be seriously burdened by loan payments after graduation.**
 - **Most students worked for pay in their third (27.5%, $n = 419$) and fourth year or later (27.5%, $n = 419$).**
 - **When asked what has been the impact of paying for college on their family, 34.9%** ($n = 240$) **said the impact was considerable while 17.0%** ($n = 117$) **said it was severe.**

Long Term Goals

Respondents were asked to indicate the importance of certain issues as it relates to their future. They responded on a four-point likert scale ranging from 1- *not important at all* to 4 – *essential*. Items to which most of the respondents said *essential* included:

- **Raising a family (54.0%, $n = 374$)**
- **Travelling abroad (47.0%, $n = 326$).**
- **Being well off financially (45.4%, $n = 314$)**
- **Being a leader in my field (42.0%, $n = 290$)**
- **Participating in religious activities (41.6%, $n = 288$)**
- **Getting to know people from diverse backgrounds (41.1%, $n = 285$)**

When asked whether they had plans to pursue a graduate or professional degree in the future, **67.4%** ($n = 469$) said yes with the majority of them indicating that they will be pursuing a medical degree and that they have taken one or more graduate or professional exams.

General Education

- Respondents were asked to indicate the extent to which their general education contributed to their understanding in certain key areas. The areas and the percentage of students who said quite a bit/very much are indicated below.
 - **To what extent did the following contribute to your understanding of God as creator and source of all being and Creation as good and endowed with truth, beauty, and purpose?**
 - General Education Courses (**46.8%**, $n = 323$)
 - Courses in your major (**36.7%**, $n = 254$)
 - Co-curricular academic work (**26.8%**, $n = 185$)
 - Extracurricular activity (**52.2%**, $n = 361$)
 - **To what extent did the following contribute to a Christian perspective that provides resources for thinking and acting morally and for developing a virtuous character?**
 - General Education Courses (**46.5%**, $n = 320$)
 - Courses in your major (**46.4%**, $n = 317$)
 - Co-curricular academic work (**31.4%**, $n = 215$)
 - Extracurricular activity (**55.2%**, $n = 379$)

- **To what extent did the following contribute to a Christian perspective oriented to stewardship of creation and service to a world in need all in a way that honors God and the goodness of creation?**
 - General Education Courses (**39.9%**, $n = 274$)
 - Courses in your major (**48.4%**, $n = 333$)
 - Co-curricular academic work (**31.8%**, $n = 217$)
 - Extracurricular activity (**54.6%**, $n = 375$)

- **To what extent did the following contribute to a Christian perspective that enables one to regard as meaningful one's goals and life choices and enables an understanding of life as vocation?**
 - General Education Courses (**44.6%**, $n = 305$)
 - Courses in your major (**53.0%**, $n = 362$)
 - Co-curricular academic work (**34.3%**, $n = 234$)
 - Extracurricular activity (**54.0%**, $n = 371$)

- **When asked to what extent did their Baylor academic experience transformed their worldview, 66.5% ($n = 463$) of the respondents said quite a bit/very much.**

Global Awareness and Engagement

Respondents were asked to indicate their level of agreement with certain statements relating to global awareness. The majority of respondents agreed with each statement as indicated below

Statement	Agreement
I understand Baylor's global engagement mission.	83.0% , $n = 603$
I have an increased interest in learning about different cultures.	90.8% , $n = 660$
I am able to discuss cultural differences from an informed perspective.	91.7% , $n = 668$
I consider different cultural perspectives when evaluating global problems.	94.5% , $n = 688$
I am able to take into account different perspectives before drawing conclusions about the world around me.	97.8% , $n = 710$
I can articulate my own cultural values to people from other cultures in a respectful manner.	98.4% , $n = 716$
I understand how various cultures of this world interact socially.	93.5% , $n = 680$

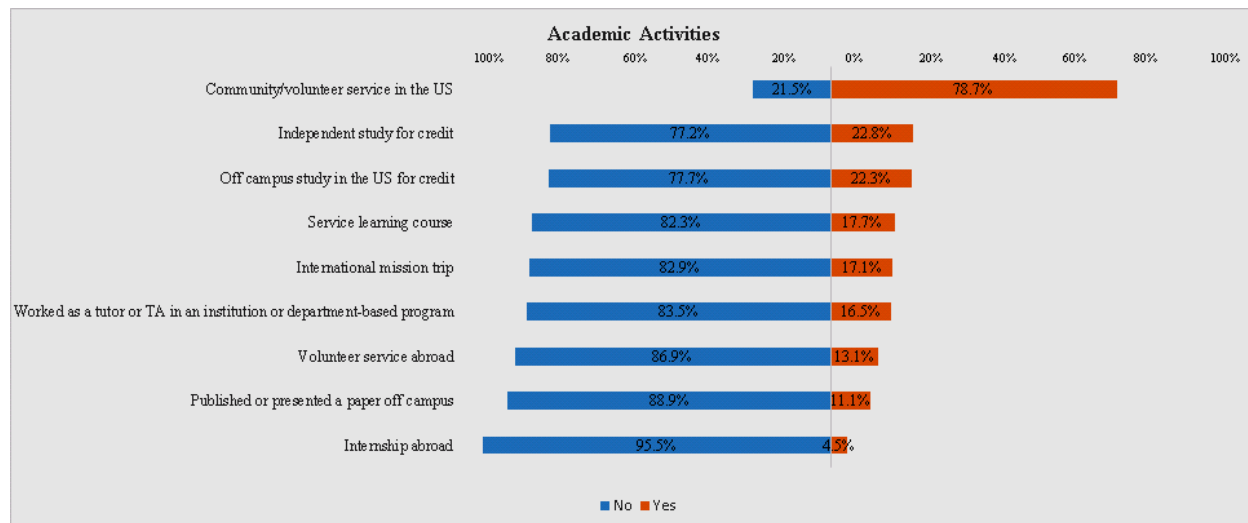
Extracurricular Activities

Respondents were asked to indicate the academic and non-academic activities that they participated in while an undergraduate.

Non-Academic Activities

*The top five non-academic activities that respondents indicated that they actively participated in were **Volunteer service, academic clubs, honor societies, or professional associations, intramural athletics, other student organizations or clubs and fraternity or sorority.***

Academic Activities



When asked to what extent did their Baylor academic experience influenced their choice to participate in extracurricular activities, **31.6%** ($n = 244$) said quite a bit while **23.4%**, $n = 181$ said very much. When asked if they were able to find a balance between their academic work and extracurricular activities, the majority of respondents (**87.3%**, $n = 674$) agreed that they did.

Your Parents and You

For parent one, most respondents indicated that their mother or stepmother (**41.8%**, $n = 243$) and father or stepfather (**26.7%**, $n = 23$) had a Bachelor's degree. For parent two, most respondents indicated that their mother or stepmother (**41.8%**, $n = 51$) and father or stepfather (**34.3%**, $n = 189$) had a Bachelor's degree. When asked if either parents had attended Baylor university, the majority of respondents (**83.7%**, $n = 592$) said no. Most respondents indicated that their parents' or stepparents' income was from **\$50,000 to \$99,999** (**22.4%**, $n = 147$). The majority of respondents also indicated that they lived on campus for at least one term during their first year.

Comments

Students were also asked to respond to three open-ended questions as well as to provide comments on a general statement. Sample comments are included for each open ended question below without corrections for grammar or spelling. All comments are available on request.

- **What, if anything, could Baylor University have done to improve your undergraduate experience?**

“My experience has been wonderful, and I am very thankful for Baylor and the people I have met here. I think Baylor could have provided a class freshman year stressing the importance of staying healthy and mental health. Coming from high school can be a big shock, I know a lot of people (including myself) who have gotten very sick and dealt with things they probably could have avoided if there was more life balance in college.”

“I would've preferred not to take 4 different english/writing requirements. The biggest problem I faced was trying to take my major classes and fit in (what seemed to be) a lot of requirements, including 4 writing/english and 4 Spanish courses.”

- **If you could start again, is there anything you would do differently to have a better undergraduate experience?**

“I honestly think I've done everything to the best of my ability and wouldn't change anything.”

“I would have not gone to Baylor or transferred. My 4 years at Baylor have been the worst 4 years of my life. I cannot stand Baylor and what they stand for. Waco is one of the worst places that I have ever been in my life. I would not recommend Baylor to a single soul. A huge waste of money as well.”

- **What experience at Baylor University had the most significant impact on you?**

“Baylor's community has had the greatest impact on me. From the minute I stepped on campus, I felt welcomed, loved, and appreciated. This feeling has never ceased. Through living in the dorm to joining volunteer activities and my sorority, I've felt a sense of belonging. The faculty here has been incredible. I have gone through some hard times while in college and my professors are always there for me to listen, to give support, and to give advice. The friends I have made here will last a lifetime; I have never felt so connected to a group of people.”

“Personal relationships with friends, coworkers/employers, and other faculty members--both good and bad. The friendships I have made at Baylor are not valuable to me. I have realized that many or a majority of students at Baylor are close minded. They do not understand socioeconomic or even racial struggles because the many Baylor students are white or come from privileged backgrounds. Moreover, I have realized many of my employers assume students around them share the same political views. I have felt very uncomfortable and uneasy during the recent election where they would discuss it, and I honestly would disagree but was unable to speak because of my position. Moreover, I have heard faculty members with similar close-minded views. I overheard a discussion between two professors in the Classics department with the following synopsis: “I don't understand how people can stand to live in different countries where everyone looks the same--and we're supposed to be the racists! Just look at Japan and South Korea.” Some professors, however, have had a positive impact on me. The personal time and effort they take to invest in me and get to know me beyond being a student is something I do think sets Baylor professors apart from professors of other schools.”

- **Please use the space below to elaborate on any of the questions on the survey and to comment on any other aspect of your undergraduate experience not covered in this questionnaire.**

“It has been an interesting experience to attend Baylor amidst the critical turmoil of the football scandal. Yet I'm proud of the way my school has gone about handling the aftermath. Baylor will forever be endeared to me, and I'll be as active an alum as I can be.”

“I am surprised an institution like Baylor still exists. People here do not care about other people's beliefs or heritage. Baylor has made me think coming to college was a mistake. I do not even plan to walk and that is how much I dislike this place. This place is old fashioned, boring and just plain terrible. I feel no sense of honor graduating from Baylor or calling myself a Baylor Bear. The courses that I took were useless. I am doing this while in astronomy which is a waste. While at Baylor I felt like I was in the Salem Witch Trials. I absolutely despise this university and will under no circumstances be returning for anything once my last final is complete. I prefer to not even wear articles of clothing with the Baylor name or logo on them as I am ashamed to have participated in further developing an establishment like Baylor with my tuition.”
