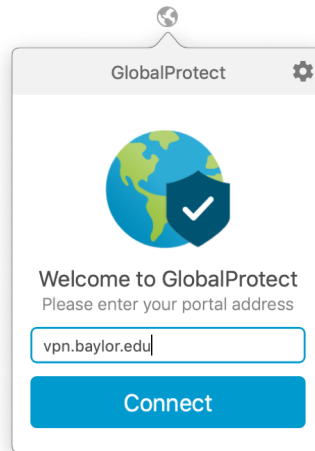


# GlobalProtect VPN Connection Instructions for Mac

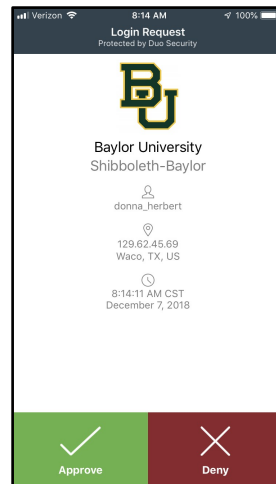
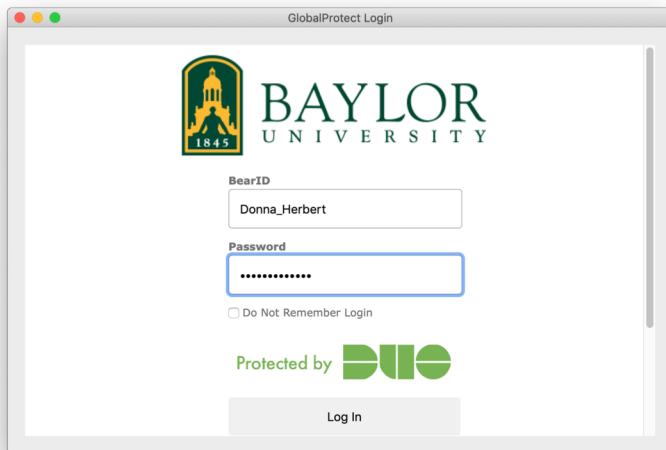
Click on the GlobalProtect icon on your Menu Bar.




For the portal address, enter: **vpn.baylor.edu**  
Then click the **Connect** button.



Enter your BearID and password for DUO authentication and approve the authentication request.



When the VPN connection is established, you will see this notification:



When connected, the GlobalProtect icon in the Menu Bar will look like this:



If you have any questions about connecting to GlobalProtect VPN, please contact the Help Desk at 254-710-4357.