




Senior Information

S2 Website

baylor.edu/nursing/nursing_undergrad/S2

** Baylor Login required*





Four (4) Lists Circulating!

1. Diploma Registry
2. Graduating Student
Check-off List
3. BON Licensure List
4. Senior Composite Photo
Sitting



*Do not leave today without signing off
on all 4 LISTS!




1. Diploma Registry

SERVES AS YOUR INTENT TO GRADUATE

Do not leave without completing

- Print your name as you want it to appear on your diploma.
 - Does not have to be your legal name...
- Do not fill this out for anyone else
- If you need to make changes after today.
Email: Debra_Milam@baylor.edu




2. Graduating Student Check-off

- List all States you *might* apply for Licensure in **yellow highlighted column**


WHY?

- Helps us know if you need additional information on other state application processes.
- Helps us locate your license after you graduate.



3. Texas BON Licensure List

• Verify on the check List before you leave TODAY the following!

- 
- ✓ Application name
 - ✓ Birth Date
 - ✓ SS# - on file with BU

*Must match your ID & NCLEX App



4. Senior Composite Photo

- GOAL **100%** PARTICIPATION!
- No Sitting Fee
- No Purchase Required!
Consider purchasing at least a composite
- Dorm Lobby – 2/8 & 2/15
– Sign up sheet is circulating

If everyone participates; Composite will be complete.




LICENSURE -vs- NCLEX

LICENSURE VS NCLEX

WHAT'S THE DIFFERENCE??

Two separate processes – Both are required!

No matter what state you apply in!



LICENSURE -vs- NCLEX

LICENSURE



LICENSURE -vs- NCLEX

Licensure Application

- By State
- Each state process is different
- Fees vary by State
- Background Check process varies by state

NCLEX Registration-PearsonVue

- Nationwide Exam
- May test anywhere in the US
- Fee is the same for everyone
- Communicates with each State BON

Two separate processes – Both are required!

TEXAS


Licensure Process

- APPLY ONLINE NOW!!
(pay **\$100** fee)
 - Exam Information
 - Online Application




- Fingerprints?
Everyone was fingerprinted for the Texas Board of Nursing upon entering the nursing school.

***You will not need to do this again**
if applying in Texas*
- *Remember: This is a separate process from the NCLEX Registration!*



Texas Applications

- Online Applications:
(January 11th – February 15th)
 - ✓ Print out receipt & keep it in a safe place!!
 - ✓ Email Debbie confirmation
(Forward your email)



Texas Applications

Alternative Application

- Paper Applications - *Only* if you had
 - *unusual circumstances
- Or want to pay by check/Money order
 - *such as a D.O.- Completed applications must be submitted 90-120 days prior to grad date.



Declaratory Order (D.O.)

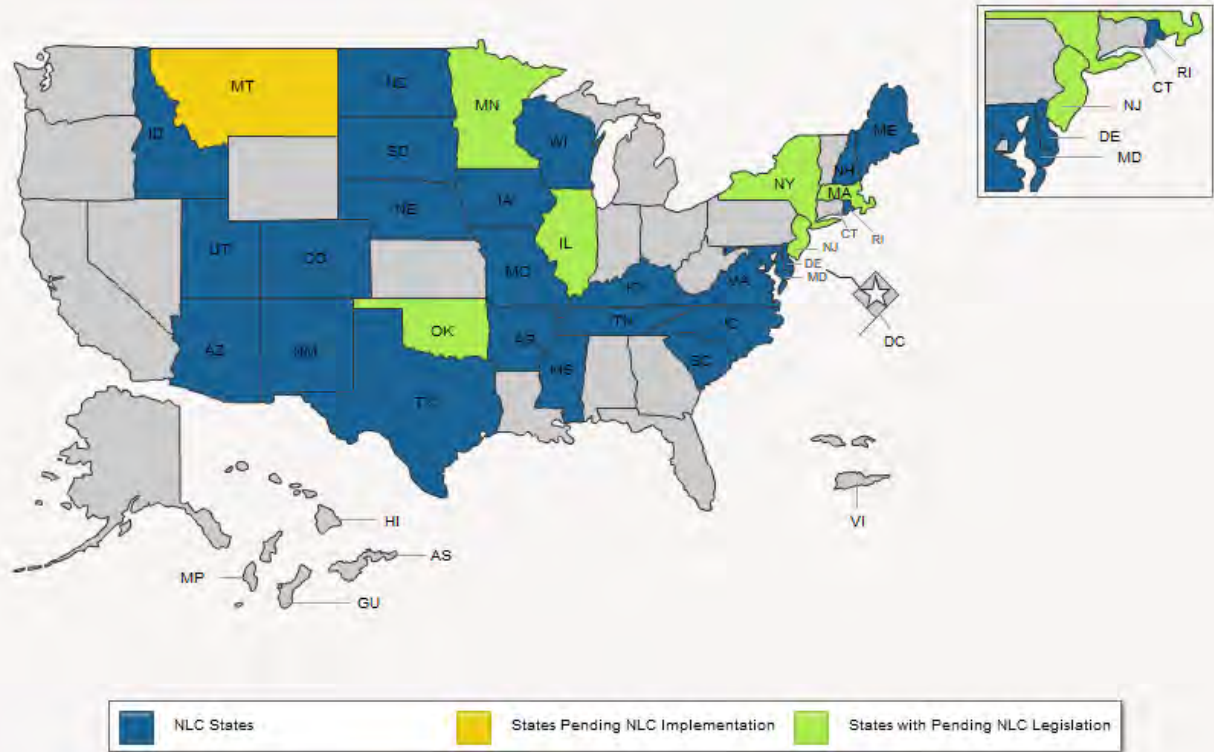
What is this? Who needs this?

Anyone who has been:

- Arrested, fingerprinted, deferred adjudication...
 - diagnosed, treated, or hospitalized, for mental illness
 - addicted to or treated for drugs and/or alcohol
- * *Submit a copy of your BON clearance letter.*
 - * *MUST submit a hard copy Application*
 - * *Details on pg. 2 of application*

Nurse Licensure Compact States

Applying in
another State



Questions? nursecompact@ncsbn.org


The video will help
explain what this is



Texas Licensure Process cont..

AFTER GRADUATION

- Affidavits – LHSON will submit to TX BON after graduation
- ATT issued by PearsonVue – Student receives Authorization To Test (ATT)
- NCLEX – Choose your date and time to take the NCLEX with PearsonVue
- Applying Out of State? Read Guidelines!
 - Need HELP?
 - Call me or email me
 - contact the State Board for the State you are applying in.



LICENSURE -vs- NCLEX

NCLEX

NCLEX

(ALL STATES)

Register to take the NCLEX
with PearsonVue

- Apply for Licensure FIRST
- Set up your account and login
- Pay **\$200.00** registration fee

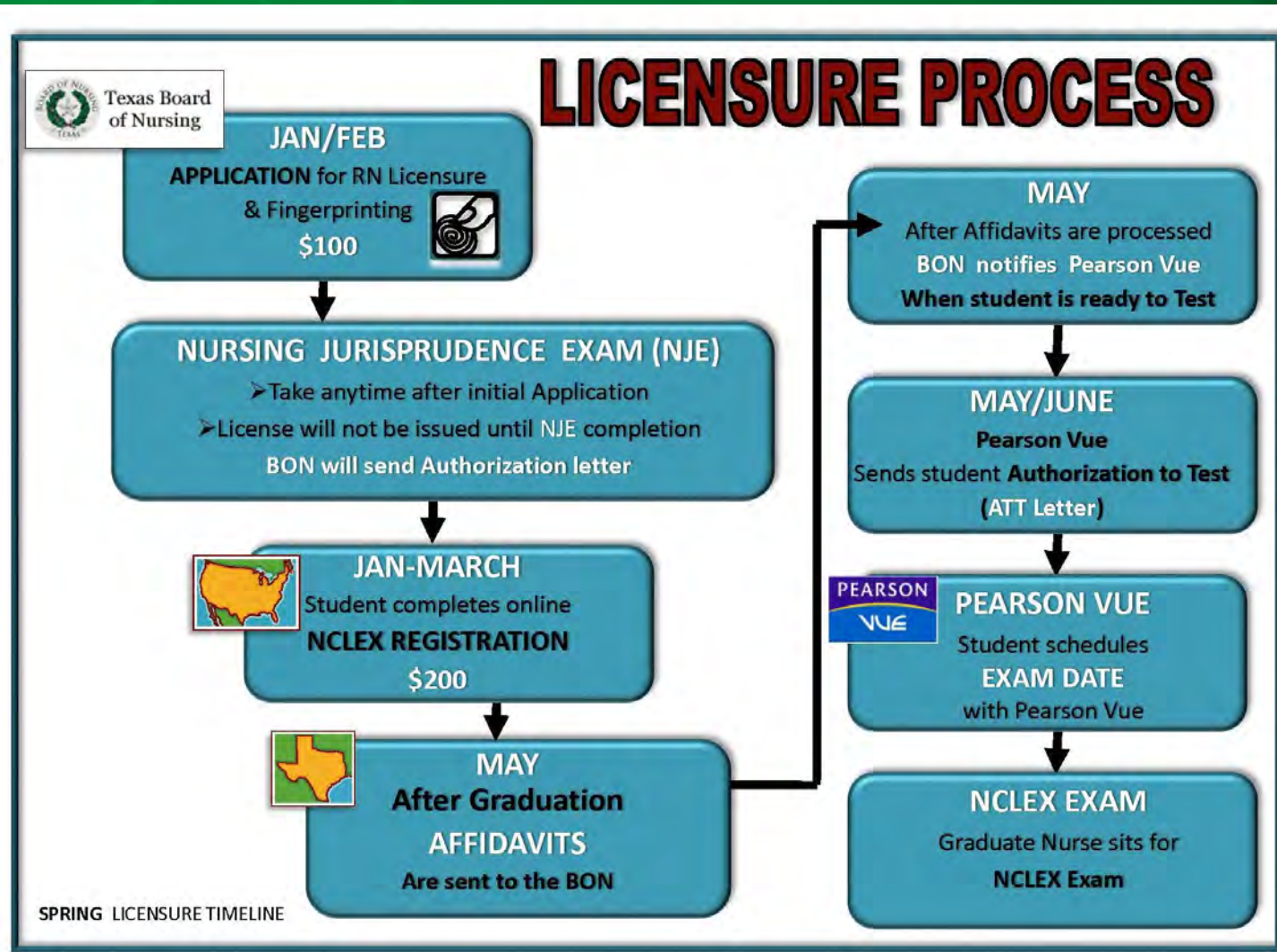
*You will not choose your date & time until *after* you receive ATT from the BON, (5-15 business days after Graduation)



Licensure & NCLEX continued...

- Name you use must match the name on your ID
Need to change your name or address with the TX BON?
[\(Name/Address Change Instructions\)](#)
 - All name and address information must match on all aspects of ALL applications
 - Use an *email address you'll check regularly
- *Baylor email is OK. You will have it for up to 6 months after graduation. (*you will be transferred to the Alumni site after graduation.*)

Licensure Process Overview



A copy of this is in your Senior Information Folder



Licensure Recap

- Submit application & fee to BON
Mar/Apr
- Register for NCLEX – **Mar/Apr**
- NJPE(Nursing Jurisprudence Exam)
** anytime after you apply*
- Affidavits sent to BON by LHSON
Monday May 16th
- Student receives ATT from BON
May/June
- NCLEX - Student Selects
Date/Time/Location



PINNING

PINNING



PINNING CEREMONY

- Rehearsal

Wed. **May 11th 1:00pm**

Rehearsal is Mandatory

- Pinning

Thr. **May 12th 1:00pm**

** students arrive by 11:45am*

- East Dallas Christian
Church



** maps & information will sent via email*



Pinning Ceremony

Pinning Attire



Pinning Ceremony

- Pinners: Dean & Associate Dean
- Attire: LHSO_N Lab coat and....
 - Ladies: Black dress* or slacks & modest white shirt, *Shoes should be Low to flat heels, no sandals.
 - Men: Black Slacks, collared white shirt with a tie and dress shoes





Dressing Appropriately - SHOES

Dressing Appropriately





Dressing Appropriately - Clothing

Dressing Appropriately



Pinning Ceremony

- Photos: Professional photographer taking pictures.
- Invitations: available through Jostens, just like graduation invitations.
- Guests: Tickets!
 - ✓ guest count for Ceremony
 - ✓ guest count for Reception



Pinning Reception



- RECEPTION- immediately following ceremony
(Come & Go Style, with no table seating)
- Where: **BGCT Building**
located next-door to the
Landry Center
- Menu: **Light refreshments**
Coffee, punch, cookies
& desert bars





Official BU Pin



OFFICIAL BAYLOR NURSING PIN



Official BU Pin



- Who qualifies: Pins may be purchased by any current graduating student.
 - Cost: \$248 solid 10K gold
\$50 gold plated
 - available with or without swivel necklace option
 - Pin or No Pin: A pin is not required for students to participate in the ceremony.
 - May use other pin.
 - Only 1 pin may be used.
 - Deadline: **March 1st** for guaranteed arrival for the pinning ceremony.
 - **ONLINE ORDERING!** – follow instructions in your packet.
- *Contact the company directly, if you don't order by the deadline!

Pin

Q:A Information

- When do I get my Pin?
 - Pins are delivered to the nursing school not the student.
 - You will receive your pin during the ceremony.
 - Pin or No Pin?

You are not required to purchase a pin, however we strongly encourage you to do so.
- *Everyone gets a green ribbon with or without a pin.





Graduation
Commencement

COMMENCEMENT

AKA...GRADUATION



Graduation Commencement

- **WHEN:** Friday May 13, 2016
- **TIME:** 2:30pm*
- **WHERE:** Ferrell Center, Waco
- **REHEARSAL:** Mandatory if you participate in Commencement.
Details will be sent via email from Waco.
NO TICKETS are required

* Details can be found on the [Commencement Webpage](#)




Graduation Commencement

- **Regalia** - sold by the bookstore in Waco. *Follett Bookstore will be here at LHSO in **March** to place or pick up orders.*
- **Invitations** - are available through Jostens online NOW
- **Attendance**- If you are NOT attending, click on “not attending graduation”
- **Name Pronunciation** – if you have an unusual, or difficult name to pronounce
*login required!

Commencement cont....

- Diploma Registry – TODAY!
- Ring – Rep. at LHSOON Feb 8th
 - Ring Ceremony in Waco Hall
May 3, 2016 at 5:30pm
- Attendance? – Only if NOT attending
- Name Pronunciation - Online





Read, don't delete...

Please take time to read ALL emails!

From

Debra_Milam@baylor.edu
(*alias Debbie!*)

Especially if the subject line contains

- ✓ Licensure
- ✓ BON
- ✓ ATT
- ✓ NCLEX
- ✓ Graduation; Commencement etc...



CONGRATULATIONS!

Sic 'Em
Bears!

