

Selected Charts from

THE VALUES AND BELIEFS OF THE AMERICAN PUBLIC

Wave III Baylor Religion Survey

September 2011

**College of Arts and Sciences
Department of Sociology**
www.baylor.edu/sociology



BAYLOR
UNIVERSITY

Media inquiries:

Office of Media Communications

One Bear Place #97024

Waco, TX 76798-7024

(254) 710-1961

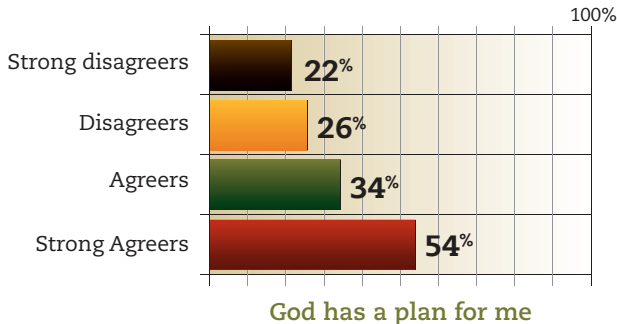
mediacomm@baylor.edu

www.baylor.edu/news

Figure 6

How God Sustains The American Dream

Percent Who Strongly Agree That “Anything Is Possible For Those Who Work Hard”



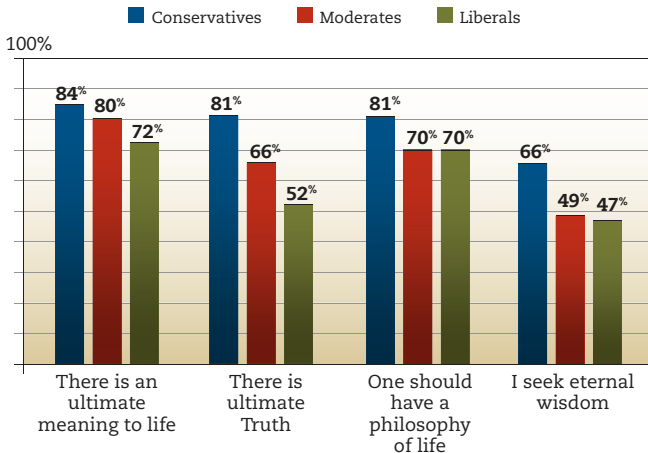
Page 4: The Values and Beliefs of the American Public | Wave III Baylor Religion Survey (September 2011)

Baylor University | College of Arts and Sciences | Department of Sociology
www.baylor.edu/sociology

Figure 9

Liberals Are Idealists? Conservatives Are Realists?
Think Again.

Politics And Idealism




Page 6: The Values and Beliefs of the American Public | Wave III Baylor Religion Survey
(September 2011)

Baylor University | College of Arts and Sciences | Department of Sociology
www.baylor.edu/sociology

Figure 18

Mental Health And Spirituality

Percentages Of Fewer Reported Mental Health Issues For Those Who Strongly Believe That:



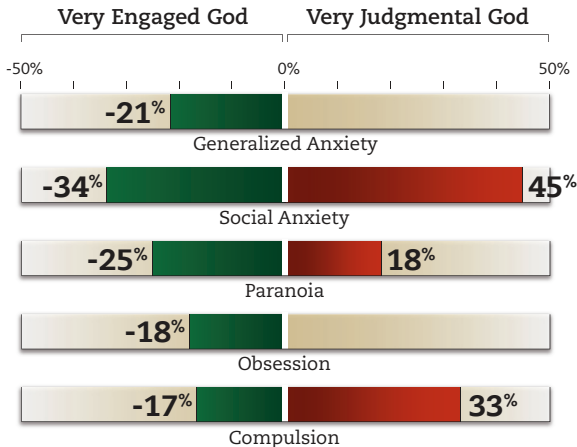
Page 13: The Values and Beliefs of the American Public | Wave III Baylor Religion Survey (September 2011)

Baylor University | College of Arts and Sciences | Department of Sociology
www.baylor.edu/sociology

Figure 19

Image Of God And Mental Health

Percent Increase Or Decrease In Anxiety Disorders For Those Who Believe In A Very Judgmental Or A Very Engaged God



Page 14: The Values and Beliefs of the American Public | Wave III Baylor Religion Survey (September 2011)

Baylor University | College of Arts and Sciences | Department of Sociology
www.baylor.edu/sociology

Figure 21

God's Worriers: Religion, Anxiety And Melancholy

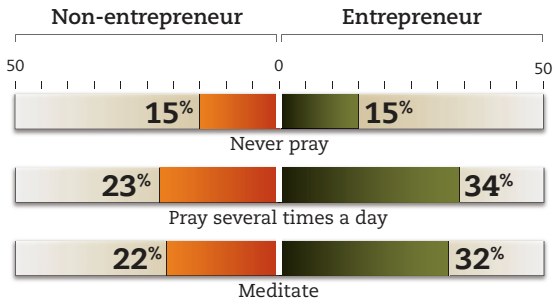
Religious Behaviors For Non-worriers And Worriers



Figure 27

The Social And Religious Characteristics Of Contemporary American Entrepreneurs

Percentage Of Prayer And Meditation Of American Entrepreneurs And Non-entrepreneurs



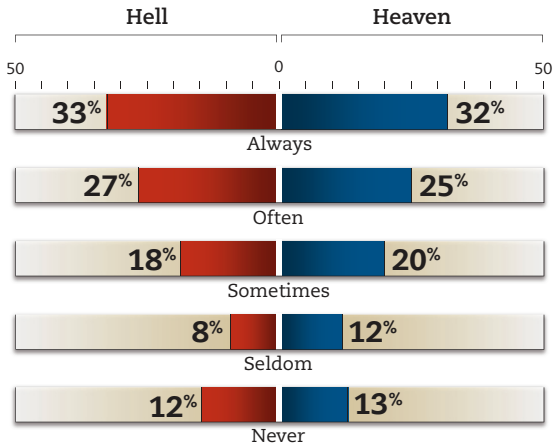
Page 25: The Values and Beliefs of the American Public | Wave III Baylor Religion Survey (September 2011)

Baylor University | College of Arts and Sciences | Department of Sociology
www.baylor.edu/sociology

Figure 30

Beliefs About Heaven And Hell Could Make A Helluva Difference

Percentage Of Those With Absolute Beliefs Who Pursue
Excellence In Work Because Of Faith



Page 28: *The Values and Beliefs of the American Public* | Wave III Baylor Religion Survey (September 2011)

Baylor University | College of Arts and Sciences | Department of Sociology
www.baylor.edu/sociology

Figure 35

Attitudes Toward Homosexuality In The United States: Restricted Equality

Support Same-sex Marriage

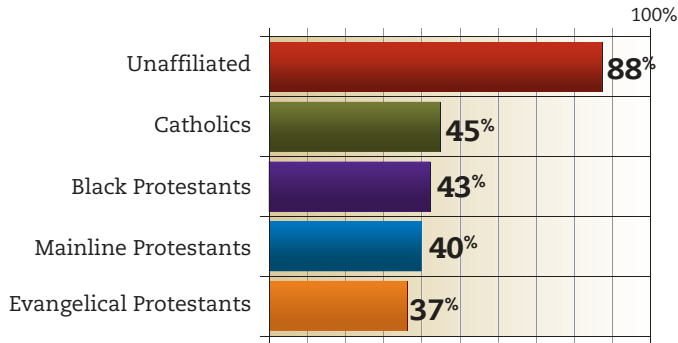


Figure 36

Attitudes Toward Homosexuality In The United States: Restricted Equality

Support Same-sex Civil Unions

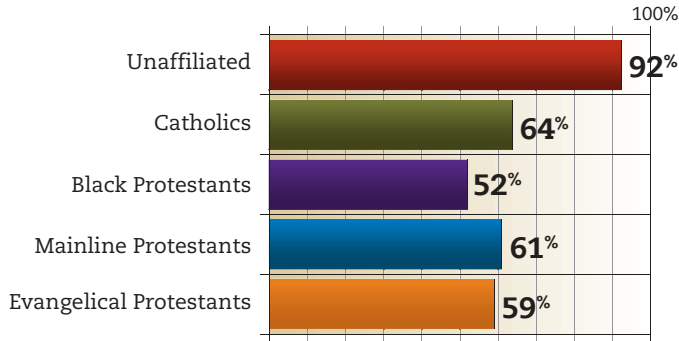


Figure 44

Attitudes Toward Homosexuality In The United States: The Power Of A Perceived Cause

Religious Affiliation And Attitudes Toward Cause Of Homosexuality

