



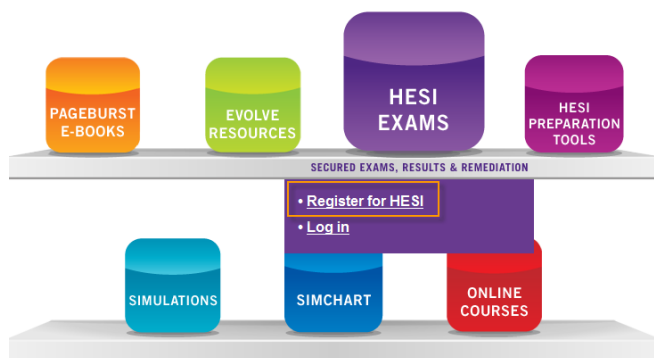
# HESI Assessment

## Distance Testing Eligibility Instructions

### 1. You must have an Evolve student account


To register for your Elsevier HESI exam, you will need an Evolve student account. If you do not have one you can create it at: <https://evolve.elsevier.com/>

Find, purchase or register for Elsevier products.

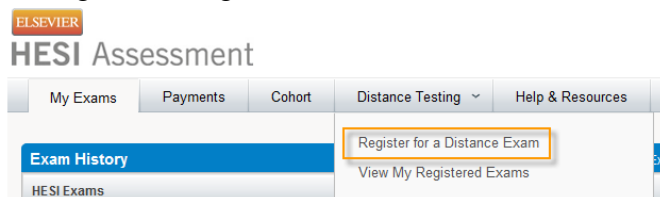


### 2. Register for Distance Testing Exam

Log into your Evolve Account and click on:



Click on Distance Testing Tab > Register for a Distance Exam:



Complete the required information, check box, and click the submit button:

The screenshot shows a web form titled "Register For a Distance Testing Exam". The form contains several input fields: "Dept. ID\*", "Dept. Name", "First Name" (with "Student" entered), "Last Name" (with "Testing" entered), "Address Line 1" (with "111" entered), "Address Line 2", "City" (with "XXX" entered), "Zip" (with "11111" entered), "Exam\*" (a dropdown menu), "State", and "Phone" (with "555-5555" entered). There are four numbered callouts: '1' points to the title bar, '2' points to the Dept. ID field, '3' points to the Dept. Name field, and '4' points to the Exam dropdown. An orange callout box on the right contains the following instructions: "1. Please confirm that your first and last name match your government-issued photo ID with signature. (Middle name is not required)", "2. Click Tab on your keyboard to populate information.", "3. Enter school's department ID.", and "4. Select the appropriate exam." At the bottom of the form, there is a checkbox labeled "My Evolve profile is the same as it appears on my government issued photo ID." and two buttons: "Submit" and "Cancel".

**Baylor University Department ID: 198255**

**\*IMPORTANT INFORMATION:**

**1. Do not use the school's department ID as your student ID when creating your student Evolve account.**

**2. The first and last name on your Evolve account must be the same as it appears on your government issued photo ID with signature (i.e. Driver's License or Passport). You will not be admitted into the testing lab if there is any discrepancy between what is listed on your Evolve student account and what is presented on your ID. Your middle name/initial is not required.**

You will receive an email Confirmation Notice indicating that you may schedule your exam. Please carefully review the information contained in your Confirmation Notice. If name is not correct, or has been changed, please contact Elsevier HESI Assessment at [exameligibility@elsevier.com](mailto:exameligibility@elsevier.com). Failure to do so could result in forfeiture of your testing appointment and associated fees.

**PLEASE NOTE:**

You will receive your Eligibility ID within 1-3 business days from our receipt of your eligibility request. Please add the following email address to your email's safe sender list to avoid delays: [exameligibility@elsevier.com](mailto:exameligibility@elsevier.com). If you do not see the notification, please check your spam/junk folder.